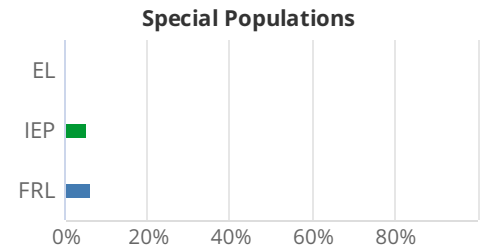
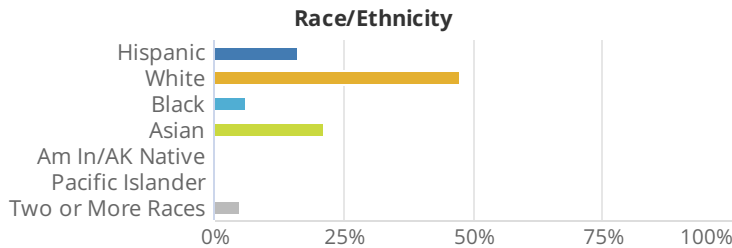


School Year 2017-2018 Nevada School Rating for Coral Academy of Science Las Vegas Sandy Ridge



School Type: Zoom SPCSA
School Level: High School
Grade Levels: 06-12
District: State Public Charter School Authority
Website: <http://www.caslv.org/>

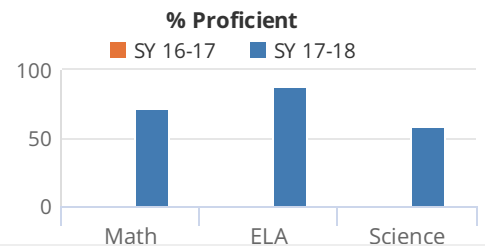
Total Index Score: 92
School Designation:
1051 Sandy Ridge Ave
Henderson, NV 89052
Phone: 702-776-8800



Academic Achievement



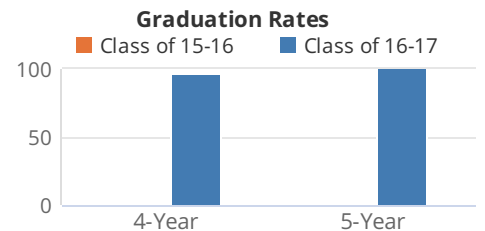
	% Proficient	% District
CCR Math	71.9	23.8
CCR ELA	87.6	44.5
Nevada High School Science	58.6	33.1



Graduation



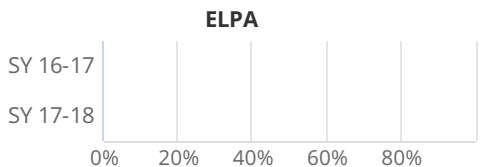
	% School	% District
4-Year Graduation Rate	96.6	65.2
5-Year Graduation Rate	100	66.9



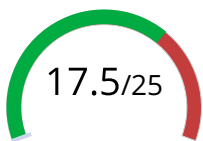
English Language Proficiency



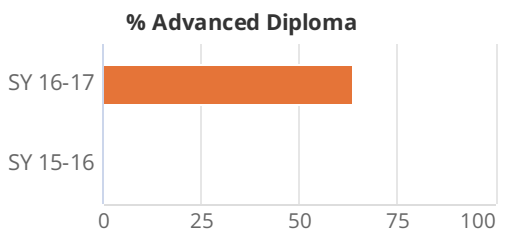
	% of EL Meeting AGP	% District
ELPA	-	26.8



College and Career Readiness



	% School	% District
Post-Secondary Preparation Participation	58	38.3
Post-Secondary Preparation Completion	45.1	24.7
Advanced Diploma	63.7	23.4



Student Engagement



	% School	% District
9th Grade Credit Sufficiency	97.5	87.3
Chronic Absenteeism	6.4	21.0
Climate Survey	93.6	YES

*Bonus points included

Academic Achievement

	% Above the Cut					
	Math	Math MIP	ELA	ELA MIP	Science	Science MIP
American Indian/Alaska Native	-	19.07	-	33.43	-	N/A
Asian	80.9	47.65	90.4	63.27	58.3	N/A
Black/African American	-	14.12	-	27.78	-	N/A
Hispanic/Latino	54.5	18.87	90.9	33.15	48	N/A
Pacific Islander	-	25.54	-	46.05	-	N/A
Two or More Races	-	33.64	-	55.86	-	N/A
White/Caucasian	75	41.31	88.6	60.26	69	N/A
Special Education	-	7.77	-	11.27	-	N/A
English Learners Current + Former	-	10.02	-	13.18	-	N/A
English Learners Current	-	6.96	-	6.9	-	N/A
Economically Disadvantaged	-	20.01	-	34.37	-	N/A

Graduation Rates

Graduation Measures	% 4-year	% 4-year MIP	% 5 year	% 5 year MIP
American Indian/Alaska Native	-	73.9	-	75.9
Asian	100	93.1	100	95.1
Black/African American	-	67.7	-	69.7
Hispanic/Latino	92.3	79.7	100	81.7
Pacific Islander	-	82.3	-	84.3
Two or More Races	-	81.3	-	83.3
White/Caucasian	96.4	84.2	100	86.2
Special Education	-	64.7	-	66.7
English Learners Current + Former	-	81.7	-	83.7
Economically Disadvantaged	89.4	76.8	-	78.8

College and Career Readiness

	Post-Secondary Preparation		Advanced Diploma	
	% Participation	% Completion	% School	% District
American Indian/Alaska Native	-	-	-	-
Asian	100	76.9	90.9	46.2
Black/African American	-	-	-	20
Hispanic/Latino	58.3	41.6	50	14.8
Pacific Islander	-	-	-	14.2
Two or More Races	-	-	-	27.9
White/Caucasian	39.2	28.5	51.8	24.5
Special Education	-	-	-	9.8
English Learners Current + Former	N/A	N/A	-	27.5
English Learners Current	-	-	-	27.5
Economically Disadvantaged	-	-	47	18.2

What does my school rating mean?

5 Star school: Recognizes a **superior** school that exceeds expectations for all students and subgroups on every indicator category with little or no exception. A five star school demonstrates superior academic performance and a superior graduation rate. The school does not fail to meet expectations for any group on any indicator. These schools are recognized for distinguished performance.

What do the performance indicators mean?

Academic Achievement-Student Proficiency

Academic Achievement is a measure of student performance based on a single administration of the State assessment. Cut scores are set to determine the achievement level needed to be proficient on the assessment.

Points are earned based on the percent of students proficient in the areas of English Language Arts (ELA), Math and Science based on assessment scores.

English Language Proficiency

English Language Proficiency is a measure of English Learners achieving English Language proficiency on the State English Language Proficiency assessment, WIDA.

The NSPF includes Adequate Growth Percentiles (AGP) to determine if English Language Learners are meeting the goal toward English Language Proficiency.

Students meeting their growth targets should be on track to become English proficient and exit English Language Learner status in five years.

Student Engagement

Student Engagement is a measure of 9th Grade Credit Sufficiency and Chronic Absenteeism.

Ninth-grade credit sufficiency represents the percent of students earning at least five (5) credits by the end of the first year of high school.

Research shows attendance matters and chronic absenteeism places students at risk of academic failure. Chronic absenteeism is defined as missing 10 percent, or more, of school days for any reason including excused, unexcused or disciplinary absences. Students who are absent due to school sponsored activities are not considered absent for the purposes of this calculation.

Climate Survey Bonus

The Climate Survey is a State Survey administered to students in certain grades across the State. Schools meeting or exceeding the 75% participation threshold can receive bonus points. Two additional bonus points are reflected in the Student Engagement section.

Graduation

The cohort graduation rate is determined through the adjusted cohort graduation rate (ACGR) process and follows federal guidelines for computing the rate. This process usually results in preliminary graduation rates in October, with disaggregated rates determined in December.

Because these dates are past the required State accountability reporting date of September 15th, the cohort rates used for this indicator lags one year behind the other accountability data in the school rating system.

College and Career Readiness

The college and career readiness indicator is made up of three measures. These include the percent of students:

- participating in post-secondary preparation programs
- completing post-secondary preparation programs
- earning an Advanced Diploma*

Post-secondary preparation programs includes Advanced Placement (AP), International Baccalaureate, Dual Credit/Dual Enrollment and Career and Technical Education.

Dates a for Advanced Diploma are past the required State accountability reporting date of September 15th, the cohort rates used for this indicator lags one year behind the other accountability data in the school rating system.

Star Rating



Index Score

at or above 82
at or above 70, below 82
at or above 50, below 70
at or above 27, below 50
below 27