

What does my school rating mean?

TBD

What do the performance indicators mean?

Academic Achievement--Student Proficiency

Academic Achievement is a measure of student performance based on a single administration of the State assessment. Cut scores are set that determine the achievement level needed to be proficient on the assessment.

Student Proficiency is determined by calculating the percent of students in the school who met (Level 3) and exceed standards (Level 4) on the State assessments.

Points are earned based on a pooled average (total number of students proficient on all three assessments divided by total number of students taking all three assessments).

English Language Proficiency

English Language Proficiency is a measure of English Learners achieving English Language proficiency on the State English Language Proficiency assessment, WIDA. The NSPF includes Adequate Growth Percentiles to determine if English Language Learners are meeting the goal toward English Language proficiency. Students meeting their growth targets should be on track to become English proficient and exit English language status in five years.

Student Engagement

Student Engagement is a measure of Chronic Absenteeism and Climate Survey Participation. Research shows that attendance matters and that chronic absenteeism places students at risk of failure. Chronic absenteeism is defined as missing 10 percent, or more, of school days for any reason, including excused, unexcused or disciplinary absences. Students who are absent due to school sponsored activities are not considered absent for the purposes of this calculation. The Climate Survey is a state survey administered to students in certain grades across the state. Schools meeting or exceeding the 55% participation threshold can receive bonus points.

Growth

Student growth is a measure of performance on the state assessments over time.

- Student Growth Percentile (SGP) is a measure of student achievement over time and compares the achievement of similar subgroups of students from one test administration to the next. An SGP from 35 to 65 is considered typical growth.
- Median Growth Percentile (MGP) is a summary of the student growth percentiles (SGP) in a school. A school's Median Growth Percentile (MGP) is determined by rank ordering all the SGPs in the school from lowest to highest and finding the median or middle number.
- Adequate Growth Percentile (AGP) describes the amount of growth a student needs to remain or become proficient on the State assessment in three years.

Closing Opportunity Gaps/Equity

Closing Opportunity Gaps is a measure of non-proficiency. This measure includes students who were non-proficient on the previous year's State assessment and determines if those students in the current assessment administration succeeded in meeting their Adequate Growth Percentile. This is a measure of gap between proficient and non-proficient students.

Star Rating

TBD

Index Score

What does my school rating mean?

TBD

What do the performance indicators mean?

Academic Achievement--Student Proficiency

Academic Achievement is a measure of student performance based on a single administration of the State assessment. Cut scores are set that determine the achievement level needed to be proficient on the assessment.

Student Proficiency is determined by calculating the percent of students in the school who met (Level 3) and exceed standards (Level 4) on the State assessments.

Points are earned based on a pooled average (total number of students proficient on all three assessments divided by total number of students taking all three assessments).

English Language Proficiency

English Language Proficiency is a measure of English Learners achieving English Language proficiency on the State English Language Proficiency assessment, WIDA. The NSPF includes Adequate Growth Percentiles to determine if English Language Learners are meeting the goal toward English Language proficiency. Students meeting their growth targets should be on track to become English proficient and exit English language status in five years.

Student Engagement

Student Engagement is a measure of Chronic Absenteeism and Climate Survey Participation. Research shows that attendance matters and that chronic absenteeism places students at risk of failure. Chronic absenteeism is defined as missing 10 percent, or more, of school days for any reason, including excused, unexcused or disciplinary absences. Students who are absent due to school sponsored activities are not considered absent for the purposes of this calculation. The Climate Survey is a state survey administered to students in certain grades across the state. Schools meeting or exceeding the 55% participation threshold can receive bonus points.

Student Growth

Student growth is a measure of performance on the state assessments over time.

- Student Growth Percentile (SGP) is a measure of student achievement over time and compares the achievement of similar subgroups of students from one test administration to the next. An SGP from 35 to 65 is considered typical growth.
- Median Growth Percentile (MGP) is a summary of the student growth percentiles (SGP) in a school. A school's Median Growth Percentile (MGP) is determined by rank ordering all the SGPs in the school from lowest to highest and finding the median or middle number.
- Adequate Growth Percentile (AGP) describes the amount of growth a student needs to remain or become proficient on the State assessment in three years.

Closing Opportunity Gaps/Equity

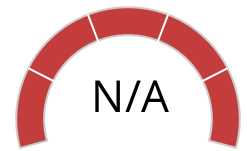
Closing Opportunity Gaps is a measure of non-proficiency. This measure includes students who were non-proficient on the previous year's State assessment and determines if those students in the current assessment administration succeeded in meeting their Adequate Growth Percentile. This is a measure of gap between proficient and non-proficient students.

Star Rating

TBD

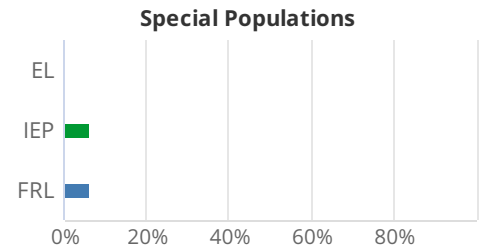
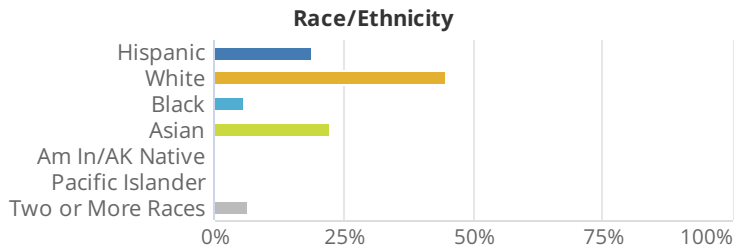
Index Score

School Year 2016-2017 Nevada School Rating for Coral Academy of Science Las Vegas

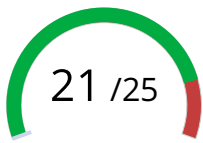


Coral Academy of Science Las Vegas
 Ercan Aydogdu, Principal
 Grade Levels: 0K-12
 Website:
 School Level: High School

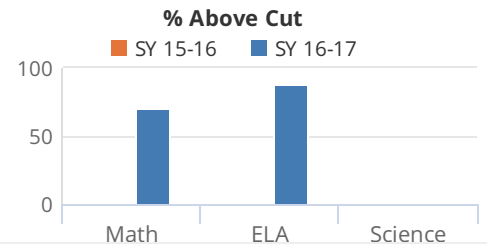
1051 Sandy Ridge Avenue
 Las Vegas, NV 89052
 Phone: 702-776-6529



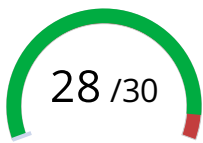
Academic Achievement



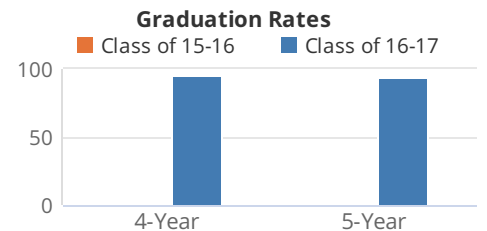
	% Above Cut	District
Math End of Course	70.5	54.8
ELA End of Course	88.3	70.5
Science End of Course		
<i>Pooled Average</i>	78	61.8



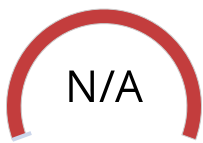
Graduation



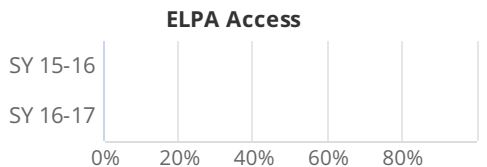
	School Rate	District Rate
4-Year	95.7	58.5
5-Year	94.4	63.8



English Language Proficiency



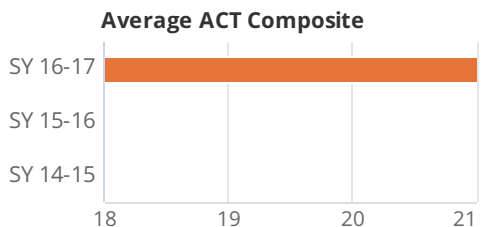
	% of EL Meeting AGP	District
ELPA	-	14.4



College Career Readiness



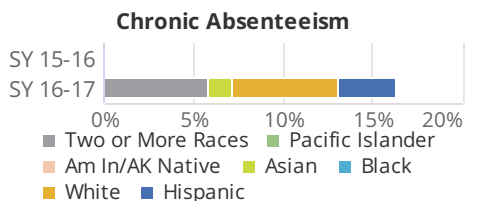
	School	District
ACT Average Composite	22.3	17.8
Grade 9 Sufficiency	100	82.2
Grade 10 Sufficiency	96.6	71.9
<i>Pooled Average</i>	98.4	77.4
EOC Math CCR	48.2	25
EOC ELA AL CCR	75.7	43.9
<i>Pooled Average</i>	59.9	34



Student Engagement



	School	District
Chronic Absenteeism	3.9	13.7
Academic Learning Plans	100	78.3
Climate Survey	89.1	Yes



What does my school rating mean?

TBD

What do the performance indicators mean?

Academic Achievement-Student Proficiency

Academic Achievement is a measure of student performance based on a single administration of the State assessment. Cut scores are set that determine the achievement level needed to be proficient on the assessment.

Student Proficiency is determined by calculating the percent of students in the school who met (Level 3) and exceed standards (Level 4) on the State assessments.

Points are earned based on a pooled average (total number of students proficient on all three assessments divided by total number of students taking all three assessments).

English Language Proficiency

English Language Proficiency is a measure of English Learners achieving English Language proficiency on the State English Language Proficiency assessment, WIDA. The NSPF includes Adequate Growth Percentiles to determine if English Language Learners are meeting the goal toward English Language proficiency. Students meeting their growth targets should be on track to become English proficient and exit English language status in five years.

Student Engagement

Student Engagement is a measure of Chronic Absenteeism and Climate Survey Participation. Research shows that attendance matters and that chronic absenteeism places students at risk of failure. Chronic absenteeism is defined as missing 10 percent, or more, of school days for any reason, including excused, unexcused or disciplinary absences. Students who are absent due to school sponsored activities are not considered absent for the purposes of this calculation. The Climate Survey is a state survey administered to students in certain grades across the state. Schools meeting or exceeding the 55% participation threshold can receive bonus points.

Graduation

The cohort graduation rate is determined through the cohort validation process and follows federal guidelines for reporting an adjusted cohort graduation rate. This process usually results in preliminary graduation rates in October, with disaggregated rates determined in December. Because these dates are past the required state school accountability reporting date of September 15th, the cohort rates used for this indicator lags one year behind the other accountability indicators in the school rating system.

College and Career Readiness

The college and career readiness indicator is made up of three measures: Average ACT Composite Score, Ninth and Tenth Grade Credit Sufficiency, and percent of students achieving college and career readiness status (Level 3 or 4) on the Math, ELA or Science End-of-Course assessments.

Star Rating

TBD

Index Score