


Coral Academy of Science Las Vegas



8185 Tamarus Street
Las Vegas, NV 89123
Ph: 702-269-8512 Fax: 702-269-3258

Feyzi Tandogan, Principal
Grade Levels: 5-9
Website: www.coralacademylv.org

2007-2008 School Accountability Summary Report

For more information visit www.nevadareportcard.com

Mission Statement

Coral Academy of Science provides a safe learning environment, supported by a diverse community, and a student body that is dedicated to a rigorous college preparatory curriculum.

Principal's Highlights

Coral Academy of Science Las Vegas has started on August 2007 and had a successful first year of operation with many achievements and firsts that will continue as we grow and improve.

- Coral Academy has started its first year operation with 10 classrooms, 1 computer lab and about 120 students.
- CASLV had its first school-wide science. One project that was picked has won the 2nd place in the regional science fair.
- CASLV has launched its middle school robotics program and the team has one "Best Programming" award.
- CASLV has participated in Science Olympiads, Science bowl and SWEEP competitions.
- CASLV had many social events including two music and drama performances and family nights to strengthen the school community.

Goals and Objectives

Goal 1

To improve the opportunities for pupils to learn

Objective(s):

To establish accountability of public schools.

Demographics and Student Information

Demographic profiles are reported by gender, race/ethnicity, and special student populations as of count day. Student Average Daily Attendance (ADA) is the percentage of the school enrollment in attendance on an "average school day" as of the 100th day of school.

	Enrollment #		Enrollment %		Avg Daily Attendance		
	School	District	School	District	School	District	State
Total Students	94	N/A	100.0 %	N/A	94.4 %	*	94.2 %
Male	59	N/A	62.8 %	N/A	*	*	*
Female	35	N/A	37.2 %	N/A	*	*	*
American Indian/Alaskan Native	N/A	N/A	N/A	N/A	N/A	*	93.0 %
Asian/Pacific Islander	16	N/A	17.0 %	N/A	96.9 %	*	96.0 %
Hispanic	-	N/A	-	N/A	-	*	94.2 %
Black/African American	10	N/A	10.6 %	N/A	96.5 %	*	92.9 %
White	59	N/A	62.8 %	N/A	93.5 %	*	94.1 %
IEP	-	N/A	-	N/A	-	*	92.5 %
LEP	-	N/A	-	N/A	-	*	94.9 %
FRL	N/A	N/A	N/A	N/A	N/A	*	93.4 %
Migrant	N/A	N/A	N/A	N/A	*	*	*

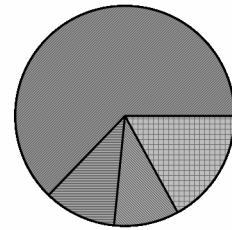
IEP = Students with Disabilities
 LEP = Students with Limited English Proficiency
 FRL = Students qualifying for Free/Reduced Lunch

'-' indicates data not presented for groups fewer than 10.
 'N/A' indicates a population of zero.
 '*' indicates data are not available.

Discipline - Not Available

Student Ethnicity

Data reported as of count day.



- American Indian/ Alaskan Native (0%)
- Asian/ Pacific Islander (17%)
- Hispanic (9.6%)
- Black/ African American (10.6%)
- White (62.8%)

Average Class Size - Not Available

Credit Deficient - Not Available

Adequate Yearly Progress (AYP)

Elementary Designation: High Achieving - Status

Coral Academy of Science Las Vegas has been classified as a school which demonstrated Adequate Yearly Progress during the 2007-2008 school year. Classification as demonstrating AYP is due to the schools meeting all No Child Left Behind criteria in the areas of English language arts (ELA), mathematics, and the school-wide other indicator.

Middle Designation: Adequate

Coral Academy of Science Las Vegas has been classified as a school which demonstrated Adequate Yearly Progress during the 2007-2008 school year. Classification as demonstrating AYP is due to the schools meeting all No Child Left Behind criteria in the areas of English language arts (ELA), mathematics, and the school-wide other indicator.

Summary of Standards-Based Test Performance

Nevada uses the High School Proficiency Exam (HSPE) to measure student achievement relative to Nevada's academic standards. Data in this table are a compilation of test results for grades represented at this school and may not represent the figures that were used to determine this school's Adequate Yearly Progress. For grade-specific assessment results and other assessment information, refer to the Nevada Report Card Website at www.nevadareportcard.com.

ED = Percentage of students performing in the lowest range of achievement (Emergent/Developing)
 AS = Percentage of students performing in the Approaches Standards range of achievement
 MS = Percentage of students performing in the Meets Standards range of achievement
 ES = Percentage of students performing in the highest range of achievement (Exceeds Standards)

	Reading				Writing				Mathematics			
	ED	AS	MS	ES	ED	AS	MS	ES	ED	AS	MS	ES
State	2 %	5 %	46 %	47 %	3 %	9 %	81 %	6 %	4 %	24 %	53 %	19 %
District	0 %	0 %	19 %	81 %	0 %	0 %	81 %	19 %	0 %	9 %	51 %	40 %

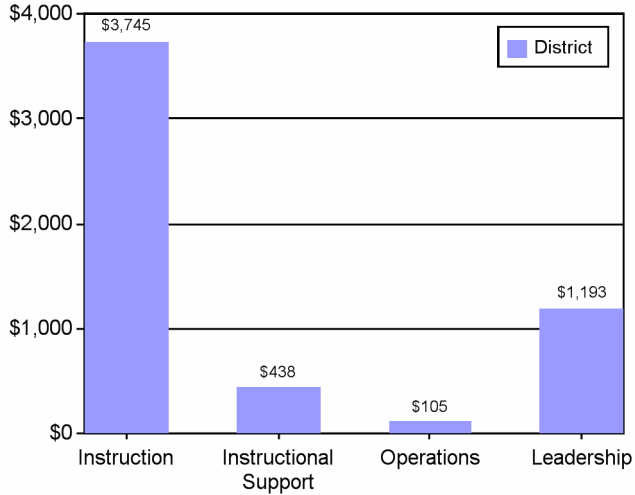
'-' indicates data not presented for groups fewer than 10.
 'N/A' indicates that data are not available.

Per-Pupil Expenditures 2006-2007

The per pupil expenditures for all Nevada school districts and schools are calculated by In\$ite, which results in comparable financial information over time and across the state. Financial data are reported for the year prior to the school year just completed.

Coral Academy Total Cost Per Pupil = (No data found)
 District Total Cost Per Pupil = \$5,480.24

Per-Pupil Expenditures By Category



Schools showing only \$0 have not been in operation long enough to have data for 2006-2007.

Personnel Information

Classes Not Taught by Highly Qualified Teachers

	School %	District %
Elementary	43.9 %	N/A
Arts	0.0 %	N/A
English	100.0 %	N/A
Foreign Language	100.0 %	N/A
Mathematics	50.0 %	N/A
Science	100.0 %	N/A
Social Studies	0.0 %	N/A

'N/A' indicates that these subjects or grade levels are not present. Data obtained from the Office of Teacher Licensure as of May 2008.

Highly qualified teachers hold a minimum of a bachelor's degree, are licensed to teach in the State of Nevada, and have demonstrated competence in their teaching area.

Teacher ADA and Licensure Information

	Teacher Average Daily Attendance Rate	Teachers providing instruction:		
		Pursuant to NRS 391.125 (Emergency Credential)	Pursuant to waiver with State Approval	Without an endorsement for the subject area
State	95.7 %	411	451	141

Teacher Average Daily Attendance (ADA) is the percentage of licensed educators who provided instruction to students in classrooms on an "average school day".

'N/A' indicates that data are not available.

High School Completion Indicators: Class of 2007

	Standard Diploma		Advanced Diploma		Adult Diploma*		Adjusted Diploma		Cert. of Attendance+	
	#	%	#	%	#	%	#	%	#	%
State	12,208	62.2 %	4,872	24.8 %	60	0.3 %	1,299	6.6 %	1,191	6.1 %
District	72	63.2 %	33	28.9 %	N/A	N/A	4	3.5 %	5	4.4 %
School	N/A	N/A	N/A	N/A	N/A	N/A	N/A	N/A	N/A	N/A

*N/A indicates that no diplomas or certificates of this type were issued.

* Adult diplomas issued to 12th grade students enrolled in a program of alternative education are included in these figures.

+ Certificates of Attendance are given to students who did not receive a diploma only because they did not pass the Nevada High School Proficiency Exam.

Nevada System of Higher Education (NSHE): Fall 2007

Students enrolled in remedial courses within the Nevada System of Higher Education (NSHE) do not reflect all graduates. Some graduates do not attend college or they attend college out of state.

	# Enrolled	# Remediated	% Remediated
School	0	0	

Parent/Community Involvement

Coral Academy of Science Las Vegas believes in the importance of communication with the parents in the academic well being of the students.

1. The Parents receive a weekly on line newsletter with information about the upcoming events, school activities, announcements etc.
2. There is a automated phone message system that can be used to send information and notices home.
3. The schools information system enables parents to check their children's progress online.
4. Important notices and information is also mailed home as needed.
5. Parents receive 4 quarterly and 4 progress reports as hard copy.
6. There is an active PTC that the parents can become involved with.
7. School conducts open houses that the parents can come in and meet with the faculty and administration.
8. The parents are welcome to schedule meetings with teachers and administration to voice their concerns.
9. Schools web site is a great resource for parents about the school. Schools also publishes news and announcements on the main page of the web site. it is www.coralacademylv.org.
10. The email directory of faculty and staff is available on schools web site and the parents are welcome to contact their child's teachers.

Note: District totals do not include state or district sponsored charter school data.

The development of this annual school accountability report is a joint effort among the Nevada Department of Education, Otis Educational Systems, Inc., and Nevada school districts. This report is provided to the public as required by the federal No Child Left Behind Act and NRS 385.347. A comprehensive listing of all accountability data, including student test data, may be accessed on the Nevada Annual Reports of Accountability website at www.nevadareportcard.com.